

NEW RIVER WALK & NEW RIVER BREWERY TOUR

**Sunday 8th May 2016 – 10am start @
Hertford East station**

**An approx. 3 hour, 10 km - 7 mile walk from
HERTFORD TO HODDESDON followed by a brewery
tour/beer tasting/lunch.**

**The walk, brewery tour & beer tasting are free. There is a £5
per head lunch charge (payable in advance – by cheque or
Paypal - see below) if you would like a light lunch at the
brewery. Please confirm to me, by Sunday 1st May, if you plan
to join us for both the walk & the brewery tour, or just for the
brewery tour, & also whether you require lunch.**

WALK LEADER – JOHN POLLEY



I am pleased to invite you to join us on what will be our first rather different New River walk with a most enjoyable finishing point! Our walk starts at Hertford East station & then onto the New River proper at 'New Gauge', now the main source of water supply to the New River. Our walk finishes at the New River Brewery near Rye House, a micro brewery producing a fine range of craft beers. Set up in 2015 by New River follower John Bourdeaux & his business partner Jeremy Alter, the brewery is suitably located a few yards away from the New River.






The walk will be led by John Polley who will explain some of the interesting features & industrial archaeology of the northernmost section of this 400 year old man made watercourse.

If you are coming by car & you plan to walk the whole route to Rye House you are best to leave your car near Hertford East station. After the walk/brewery visit you can then take a train back to Hertford from Rye House station which is close to the brewery.

NEW RIVER WALK & NEW RIVER BREWERY TOUR

Some NR facts:

- The name 'New River' is incorrect. It is neither 'new' nor a 'river'. It is technically a canal or man made aqueduct.
- Water takes approximately 2 days to flow naturally from the 'New Gauge' River Lea intake to the Stock Newington reservoirs
- 48 million gallons of water per day (MGPD) is fed into the NR. The bulk comes in via the River Lea at 'New Gauge' (22.5 MGPD) whilst the balance is sourced from Chadwell Spring and the many pumping stations along the course
- The cost of building the NR was approximately £18,500

Location  = station nearby	Distance (km)	Total (km)	Time
Hertford East Station 	1.25	1.25	10.00am
New Gauge	1.75	3.00	10.30am
Chadwell Spring	1.25	4.25	11.00am
Amwell End PS  Ware	1.00	5.25	11.20am
Great Amwell	1.75	7.00	11.45am
St. Margarets  St Margarets	1.00	8.00	12.00am
Rye House  Rye House	2.00	10.00	12.45pm

The £5 lunch fee can be sent/paid by cheque (payable to John Polley) to the below address.

or

via PayPal at this link:-

<http://www.metromodels.net/newriver.htm>

(you don't have to have a PayPal account)

If you have any questions, please let me know.

I look forward to seeing you!

John Polley, 58 Digswell Rise, Welwyn Garden City, AL8 7PW

07814 546772

metromodels@yahoo.co.uk

New River Action Group website:-

<http://newriver.org.uk/nr/index.php>

New River Brewery website:-

www.newriverbrewery.co.uk

NEW RIVER WALK & NEW RIVER BREWERY TOUR

*****ADVANCE NOTICE*****

Later this year, I will be doing an evening New River presentation and tickets, at just £5 each, are now available.

'London's New River - neither new nor a river!'

A presentation by John Polley

John will explain how & why the New River was built and will take us on a journey downstream from it's source near Hertford, to New River Head in Islington.

Friday 21st October 2016

7:30pm-9:30pm

**Bounds Green Bowls & Tennis Club
Goring Road, Bounds Green
London N11 2BU**

£5 per ticket

Licensed bar/ tea/coffee/snacks available

Pay by cheque (payable to John Polley)
Send to:- 58 Digswell Rise, Welwyn Garden City, Herts AL8 7PW
Tickets will be posted out to you by return.

For more details & to purchase tickets:-
www.metromodels.net/newriver.htm

Any questions?
metromodels@yahoo.co.uk

07814 546772

John Polley